

Halo

Product Overview



Patent Numbers: Canadian 2,751,895, US Applications 13/420,314 and 62/202,663;
US Provisional Application and 62/445,004. Additional Patents Pending.

Halo

The Halo™ crown-mounted lighting system (HCM) is a combination of patented and patent-pending technology that provides a new alternative to lease lighting.

Unsurpassed light quality, distributed everywhere you need it, without the need to spend valuable time managing multiple light towers.

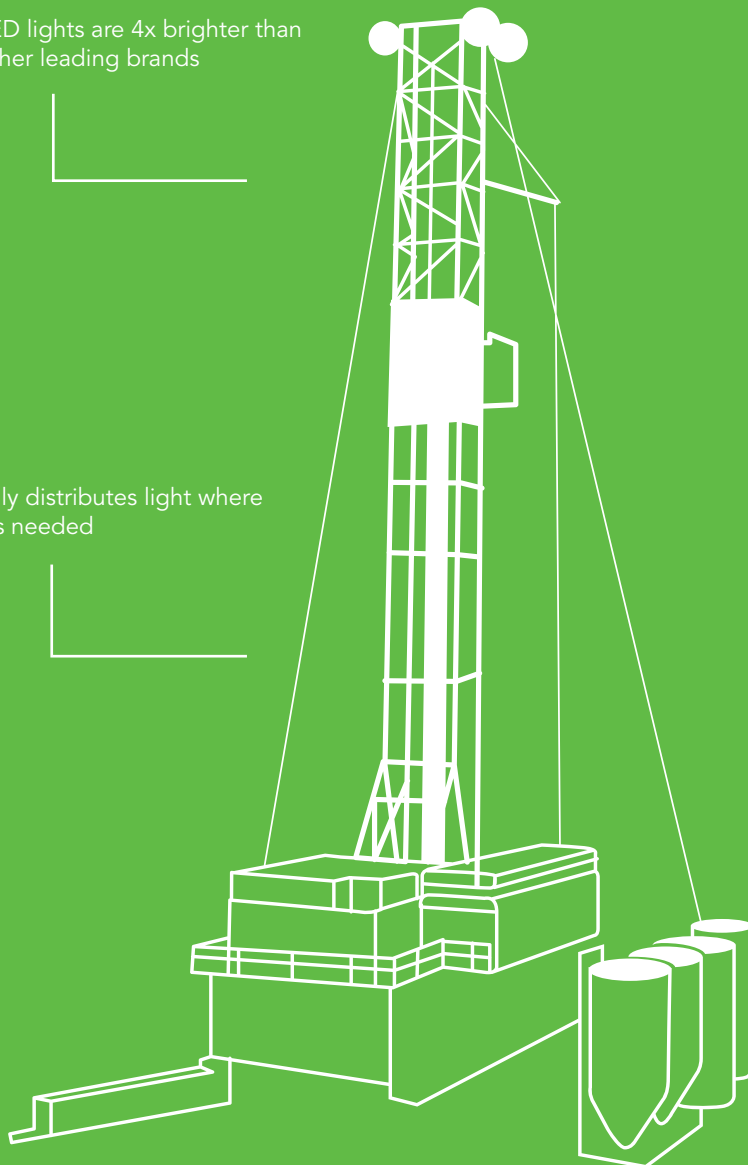
This new lightweight system incorporates the brightest LED lights on the market made in house, with new mounting technology that allows for simple rig in and out without the need for a crane. With 1.1MM lumens, Halo™ is lighting the way to goal ZERO!

Halo Overview

LED lights are 4x brighter than other leading brands



Only distributes light where it is needed



Recessed optics focuses light away from the rig to ensure the driller is not blinded when looking up.



The Dark Sky Friendly HALO™ (left) on site with a fuel-guzzling light tower (right), that distributes light where it is not needed or wanted.




Environmental Benefits

Dark Sky Friendly
No light pollution



Less Spill Risk

Less risk of spills due to zero working fluids (oil, diesel and coolant) used by light towers



Less Diesel Towers

Less diesel towers on site creating emissions (NO_x, SO_x, CO₂, carbon soot and particulate)

Safety by Design:

- ✓ Drops Compliant (3 levels of securement)
 - + All hardware meets or exceeds North American Drops Compliance Standards
 - + Safety cable secondary connections
 - + Wire-locked to ensure 100% component fall arrest
- ✓ Fully lit lease with even lighting and reduced shadows
- ✓ Focused optics prevent glare of the driller during operations




Financial Benefits



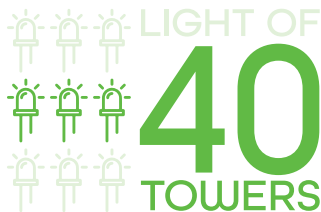
Lower Costs

Significantly decreased diesel consumption as unit configures to on-site power



Lower Cost Rig Moves

Save on rig move costs since no loads are required for light towers



Providing More, With Less

Halo provides the light of 40 conventional towers!

Comparison Chart

FEATURE	Conventional Tower	650 Series	950 Series	1300 Series	LEGACY Series
Full Lease Lighting		✓	✓	✓	✓
No Shadows (Due to top down lighting)		✓	✓	✓	✓
No Fueling, Oil changes or Engine Failure		✓	✓	✓	✓
Dark Sky Friendly		✓	✓	✓	✓
FindMe™ Feature (Auto on/off)		✓	✓	✓	
Equivalent Conventional Towers		10 towers	20 towers	30 towers	40 towers

Features



Reduced Operational Management

No fuel consumption or maintenance means significantly reduced operational management.



Superior Light Output

Our built in-house LED lights are more energy efficient and up o 4x brighter than other leading brands, making the light output of a Halo tower equivalent to up to 40 light towers.



GPS Enabled

GPS features allow the user to automatically turn lights on/off.

