

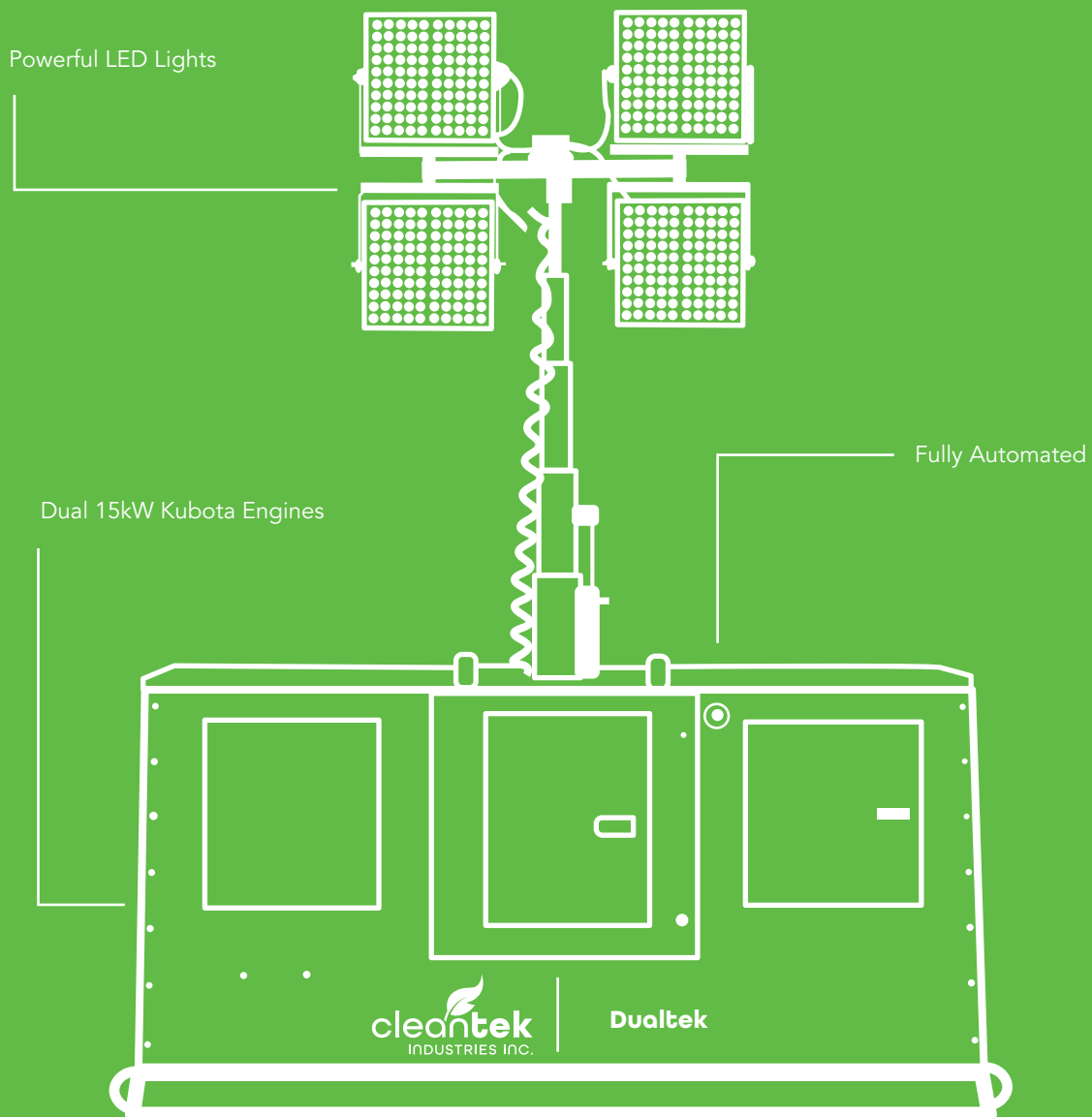
Product Overview



Dualtek™'s two engine "Smart Start" light tower ensures constant lighting for all work sites, and continuous power, especially in the harshest of conditions.

Rest easy with the flick of a switch, Dualtek™ does the rest.

Dual Engine Light Tower







Environmental Benefits

Intelligent Control System (ICS)

ICS Automated LED Lights, hands-free ON/OFF drastically reduces fuel consumption.



Efficient LED Lighting

1100W of **clean**, white LED light, providing greater light potency over conventional 4000W systems. In our case, **less** is more.



Reduce Deliveries

Oversized 380L fuel tank reduces fuel delivery frequency.

Lighting Overview:

- √ 1100W of **clean** white LED light
- √ Automated "**Smart Start**" ON/OFF, Hands-Free operation
- √ Military-Grade LED panels, designed in-house
- √ 360° fixture adjustment, **Zero** tools
- √ LED glare reduction



Financial Benefits



On-Board Backup Generator

Scaled-Down footprint requiring less on-site maintenance.



Dual Engines

Zero work-stop for oil changes. Extended time between maintenance.

Innovations

- ✓ "Smart Start" Lighting, Automated ON/OFF Geo-programming, following Sunset & Sunrise
- ✓ Intelligent Control System (ICS) Auto Function management, monitors activity & communicates system status to home base
- ✓ Efficient fuel consumption, with oversized fuel tank minimizes fuel delivery frequency
- ✓ Simple "Two-Touch" set-up

Features



Efficient LED Lights

1100W of potent, clean white LED light.



"Smart Start" Automation + Two-Touch Set-Up

ICS automated function management, monitors activity and communicates system status to home base.



Efficiently Powerful Kubota Engines

Dual 15kW Kubota engines maintain efficient and reliable power supply in the harshest conditions. On-Board backup generator provides interruption-free engine swap, with self-warming start-up in frigid climates.

